

Product Description: Flush-mounted distribution cabinet, easy type

FLUSH-MOUNTED CABINET FOR STAINLESS STEEL HEATING CIRCUIT MANIFOLD




Fig. 1 Flush-mounted frame




Fig. 2 Flush-mounted frame including front panel and door

Powerful stainless steel manifolds require an appealing housing – the high-quality distribution cabinets for floor heating and radiant cooling systems as well as sanitary systems. They are available both as flush-mounted (UP) and surface-mounted (AP) versions and offer innovative features with top quality.

All cabinet variations are made of high-quality, hot-dip galvanized or electrogalvanized EN-DIN sheet steel. The standard color is RAL 9010. When it comes to painting, we attach particular importance to utilizing an environmentally friendly, electrostatic powder coating. It guarantees an outstanding tactile quality with a scratch-resistant, shock-proof and corrosion-resistant painted surface.

1. Application – Intended Use

Distribution cabinets are suited for accommodating stainless steel heating circuit manifolds and for installation in wall niches (flush-mounted).

2. Design / Function

The easy-type distribution cabinet consists of individual components that are carefully matched to one another:

- Flush-mounted frame
- C rails including mounting screws for accommodating wall brackets for the stainless steel heating circuit manifolds
- Cabinet bases adjustable in height of up to 70 mm
- Pipe diversion bar
- Cast plaster panel variable in depth, RAL 9010
- Front panel, RAL 9010 including 4 x tuck-in flaps made of stainless steel, variable in depth of up to 40mm and removable
- Door, RAL 9010, including turn-lock fastener (plastic)

STRAUB OHG

Von-Krafft-Straße 5 | D-73337 Bad Überkingen
 Telefon +49 (0)7331 30491-26
 Telefax +49 (0)7331 30491-37
 E-Mail info@straub.de.com
 Web www.straub.de.com

Gesellschafter-Geschäftsführer

Dipl.-Ing. (FH) Hans Straub
 Dipl.-Ing. Gerhard Wilneder

Amtsgericht Ulm HRA 721138
 Ust.-Id. DE814986291

Bankverbindung

Kreissparkasse Göppingen
 Konto 160 089 48
 BLZ 610 500 00
 IBAN DE 93 6105 0000 0016 0089 48
 BIC-CODE G0PS DE 6G XXX

Product Description: Flush-mounted distribution cabinet, easy type

After factory assembly of all individual components of the distribution cabinet, the cabinet is subjected to a 100% completeness check or an RAL 9010 visual inspection.

3. Storage and Transport

Distribution cabinets are to be stored in the original packaging until use in order to prevent damage (due to moisture, rain, snow, etc.).

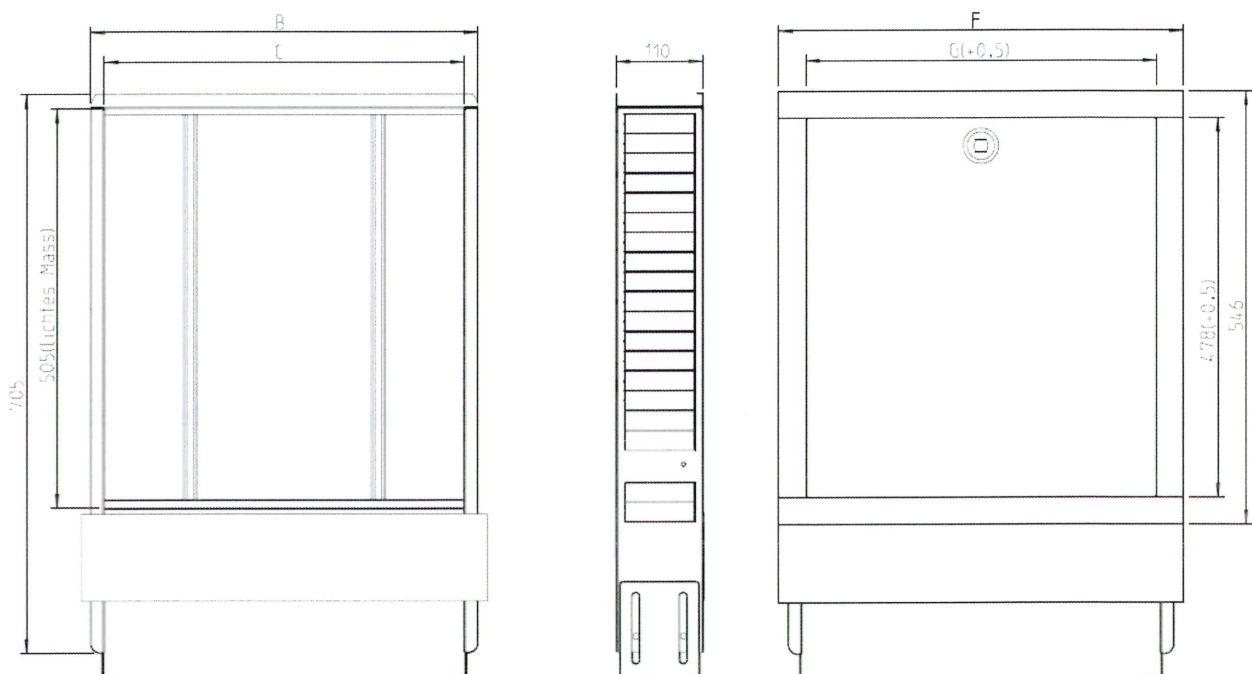
4. General Specifications of Distribution Cabinets

Cabinet height 705 – 775 mm

Cabinet installation depth, flush-mounted type, easy 80: 80 – 120 mm

Cabinet installation depth, flush-mounted type, easy 110: 110 – 150 mm

Dimensions:



Flush-mounted type, easy	0.4	0.5	1.0	1.5	2.0	2.5	3.0
Overall length C [mm]	401	455	540	690	840	990	1140
Overall length F [mm]	459	513	598	748	898	1048	1198
Overall length G [mm]	391	445	530	680	830	980	1130

Product Description: Flush-mounted distribution cabinet, easy type

Materials

Installation frame, C rails, cast plaster panel and cabinet bases:

- Hot-dip galvanized sheet metal DX51D+ Z 275 MA-C according to DIN EN 10327/10143

Front panel, door:

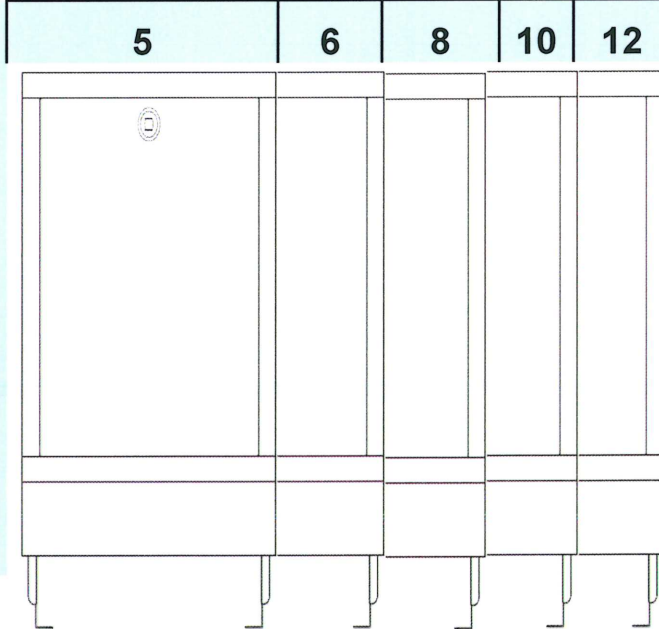
- Electrogalvanized sheet metal DO1+ ZE 25/25 A-PC according to DIN EN 10327/10143

Tuck-in flaps:

- Stainless steel sheet 1.4301

5. Determining Cabinet Size for Stainless Steel Manifold of FBH-VLRL and FBH-S type

Comment: Stainless steel manifold including 1" ball valve, 90° elbow and 40mm spacing each of manifolds to inside of cabinet already taken into consideration. That means: **Manifold size = Number of heating circuits**

Number of heating circuits:	5	6	8	10	12
					
Inner dimension	455	540	690	840	990

Cabinet type

UP easy 0.5	Niche dimension 513
UP easy 1.0	Niche dimension 598
UP easy 1.5	Niche dimension 748
UP easy 2.0	Niche dimension 898
UP easy 2.5	Niche dimension 1048

Product Description: Flush-mounted distribution cabinet, easy type


6. Included in delivery of distribution cabinet, flush-mounted type, easy

Included in delivery:

Cabinet height 705 – 775 mm

Cabinet installation depth, flush-mounted type, easy 80: 80 – 120 mm or

Cabinet installation depth, flush-mounted type, easy 110: 110 – 150 mm



Distribution cabinet made of hot-dip galvanized and electrogalvanized sheet metal according to DIN EN 10327/10143, electrostatic powder coating RAL 9010, completely preassembled with:

- 1 x flush-mounted frame
- 2 x C rails including mounting screws for accommodating the wall brackets for heating circuit manifolds
- 2 x cabinet bases adjustable in height of up to 70 mm
- 1 x pipe diversion bar
- 1 x cast plaster panel adjustable in depth, RAL 9010
- 1 x front panel, RAL 9010 including 4 x tuck-in flaps made of stainless steel, variable in depth of up to 40 mm
- 1 x door, RAL 9010, including turn-lock fastener (plastic)
- 1 x protective box for front panel and door, (separate packaging)
- 1 x protective box

6.3 Lengths and Weights:

Cabinet height 705 – 775 mm

Cabinet installation depth, flush-mounted type, easy 80: 80 – 120 mm

Cabinet installation depth, flush-mounted type, easy 110: 110 – 150 mm

Flush-mounted, easy type	0.4	0.5	1.0	1.5	2.0	2.5	3.0
Overall length C [mm]	401	455	540	690	840	990	1140
Overall length F [mm]	459	513	598	748	898	1048	1198
Overall length G [mm]	391	445	530	680	830	980	1130
Weight [kg]							